

## Index

- I. Index
- ii. Contact Us
- iii.-iv. The Skyway Difference

### Church Sign Models:

- 1-4 Model C.1
- 5-8 Model C.2
- 9-12 Model C.3
- 13-16 Model C.4
- 17-20 Model C.5
- 21-22 Photo Gallery

i.

## Contact Us

Skyway Outdoor, Inc.  
65 Progress Drive  
Bastian, VA 24314

Phone: 276-688-0248  
Toll-Free: 800-293-0248  
Fax: 276-688-0238

Email:  
[sales@skywayoutdoor.com](mailto:sales@skywayoutdoor.com)

Visit Our Website:  
[www.skywayoutdoor.com](http://www.skywayoutdoor.com)



ii.

Index

The Skyway  
Difference

C.1

C.2

C.3

C.4

C.5

Photo  
Gallery



# The Skyway Difference

There are many questions to consider before purchasing a sign for your church or business. Here are a few that we have encountered over the years:

- 1) Does the design of the sign compliment the architecture of the building?
- 2) Will your sign properly and effectively deliver the message you want to convey?
- 3) How long will the sign last and what will your maintenance costs be?
- 4) How long has the company from which you are purchasing the sign been in business?
- 5) Is the sign of the best quality you can receive for the price?
- 6) Does the company you are buying from actually build the signs or are they simply a broker?

Our answers to these and many other questions is where we set ourselves apart from other sign companies. Skyway Outdoor, Inc. has been manufacturing church and commercial signs since 1994. Our list of satisfied customers includes all of the retail, hospitality, banking, and so many other businesses represented on our website ([www.skywayoutdoor.com](http://www.skywayoutdoor.com)).

We build all of our sign products at our manufacturing facility in Bastian, VA. With state-of-the-art CNC machines and production equipment, no logo or sign design is too difficult for us to produce. Whether it's one or a thousand signs we provide the highest quality and reliability.

iii.

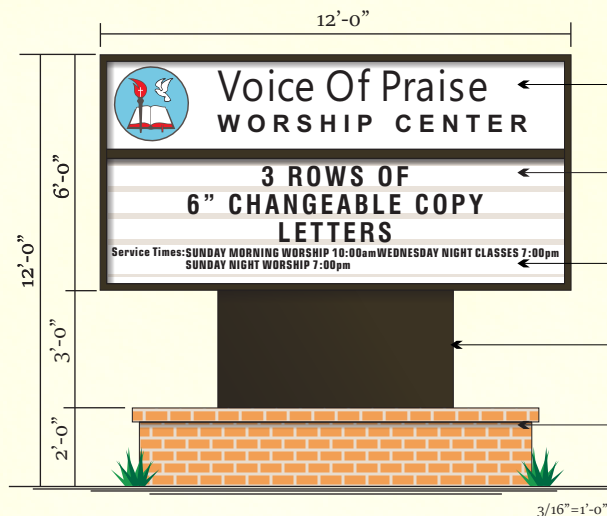
Here are a few comparisons that make The Skyway Difference:

- 1) Skyway's sign cabinets are made from proven aluminum extrusions, square tubing and sheet metal thicknesses of .063" to .090". Some of our competitors resort to thinner gauge materials in order to lower prices, but these materials do not provide a smooth and resilient finish.
- 2) We use LEDs in all of our sign cabinets. This produces a much brighter and cleaner light that will enhance the colors and appearance of your finished sign.
- 3) All Skyway manufactured signs are built to rigid Underwriters Laboratories (UL) specifications. We use only extruded aluminum enclosures and UL-approved lighting components.
- 4) Our sign faces are decorated with only Cast Translucent and Opaque vinyl films. This provides the longest lasting color consistency in the industry.
- 5) All Skyway Outdoor pole signs have engineered foundations and support columns. This engineering is preformed by an engineer licensed by the state in which the sign is to be installed. Unfortunately, unlike most big ticket purchases, you can not go to a show room and simply select a sign that is custom made to meet your specifications. However, by relying on the Skyway Difference, you can be assured that the quality of your sign and the service we provide is the best available.

**SKYWAY**  
OUTDOOR  
Signs and Graphics

iv.

## Model C.1



## Model C.1

Model #	Size	Message Letter Size
32	4'0"x8'0"	3 Rows of 4" Copy
50	5'0"x10'0"	3 Rows of 6" Copy
72*	6'0"x12'0"	3 Rows of 8" Copy

All Model C.1 signs come with a set of 300 changeable copy letters included in the base price. Each letter set includes a storage case to easily store and locate your letters.

Model C.1 signs also include in the base price, a hinged vandal covers with locking capabilities.

Internally-illuminated sign with header panel and changeable copy area.

Header panel removable for future growth and changes

Changeable copy area with one set of 300 letters.

Removable services panel for changes and additions.

Fabricated aluminum pole cover to hide steel support.

Brick base planter to be provided by others.

## Customization & Installation

As with all Skyway Outdoor signs, Model C.1 is offered in several different sizes. You can also choose from a myriad of color options and combinations. Please tell your sales representative what color scheme works best to compliment your church's architecture.

Skyway Outdoor offers complete professional sign installation as a customer service option. Be sure to ask your sales representative about pricing and details.

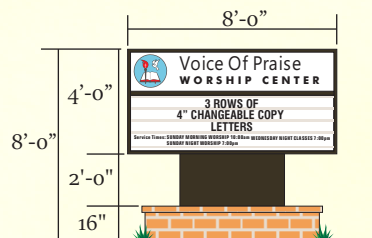
\*Professional Installation Recommended due to height and weight concerns.

**SKYWAY**  
OUTDOOR  
Signs and Graphics



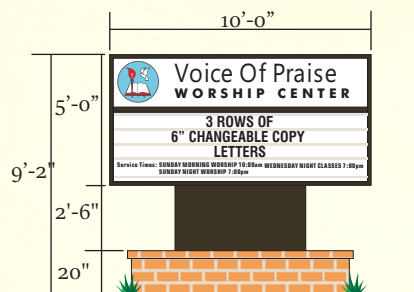
## Model C.1 Options

Model C-1-32



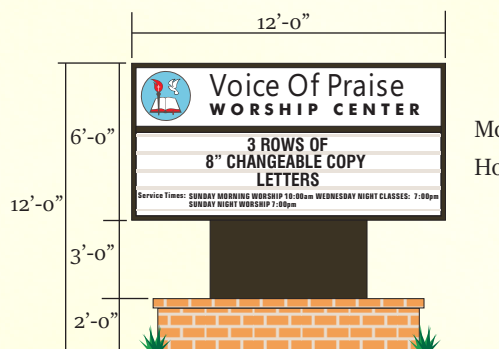
Model C-1-32 with Service Hours and Pastor panel.

Model C-1-50



Model C-1-50 with Service Hours and Pastor panel.

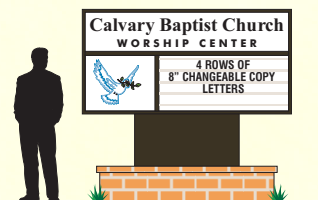
Model C-1-72




Model C-1-72 with Service Hours and Pastor panel.

3

## Model C.1 Options



Model C-1-32 with separate graphic panel.



Model C-1-50 with separate graphic panel.

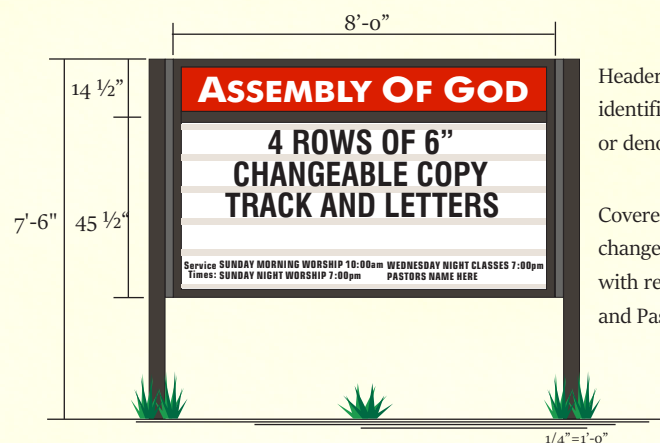


Model C-1-72 with separate graphic panel.

SKYWAY  
OUTDOOR  
Signs and Graphics

4

## Model C.2



Header panel proudly identifies church name or denomination.

Covered and secured changeable copy area with removable Service and Pastor panel.

## Model C.2

Model #	Size	Message Letter Size
24	4'0"x6'0"	4 Rows of 4" Copy
40	5'0"x8'0"	4 Rows of 6" Copy
63*	7'5"x10'0"	4 Rows of 8" Copy

All Model C.2 signs come with a set of 300 changeable copy letters included in the base price. Each letter set includes a storage case to easily store and locate your letters.

Model C.2 signs also include in the base price, a hinged vandal covers with locking capabilities.

## Customization & Installation

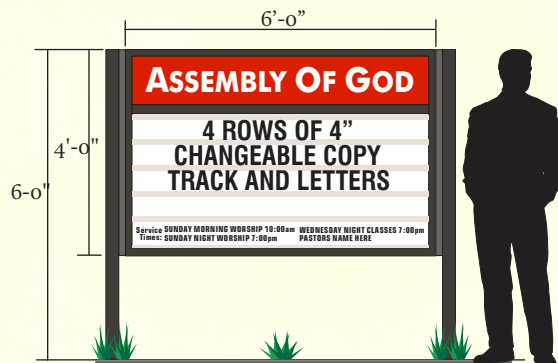
As with all Skyway Outdoor signs, Model C.2 is offered in several different sizes. You can also choose from a myriad of color options and combinations. Please tell your sales representative what color scheme works best to compliment your church's architecture.

Skyway Outdoor offers complete professional sign installation as a customer service option. Be sure to ask your sales representative about pricing and details.

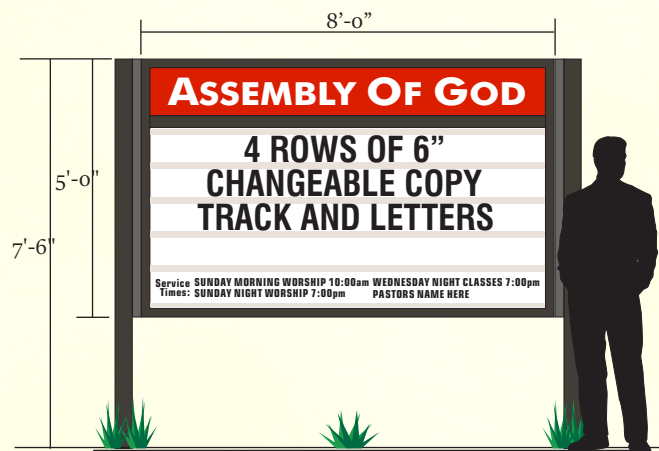
\*Professional Installation Recommended due to height and weight concerns.



## Model C.2 Options

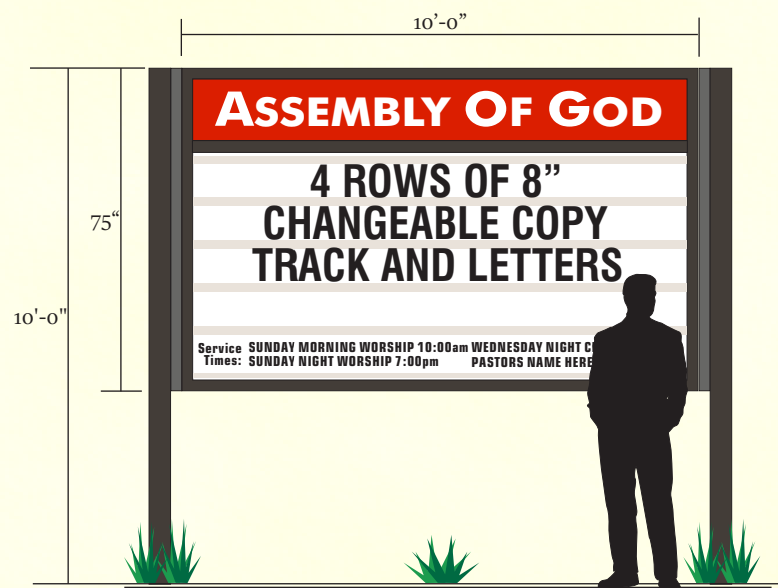


Model C-2-24



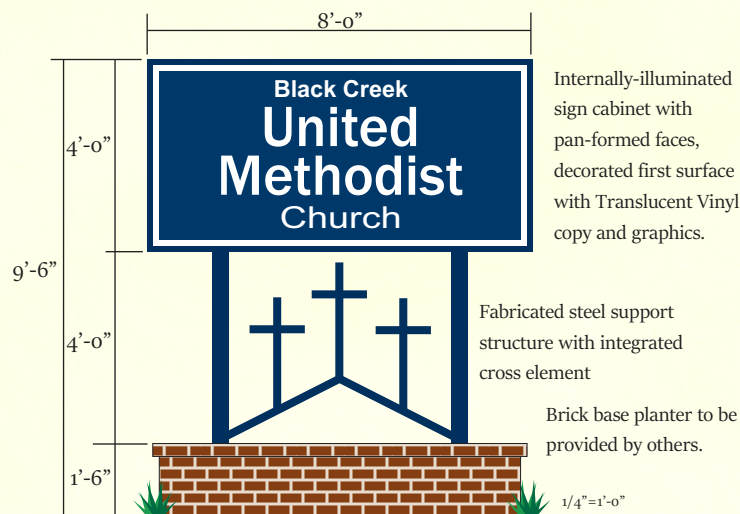
Model C-2-40

## Model C.2 Options



Model C-2-63

## Model C.3



Internally-illuminated sign cabinet with pan-formed faces, decorated first surface with Translucent Vinyl copy and graphics.

Fabricated steel support structure with integrated cross element

Brick base planter to be provided by others.

## Model C.3

Model #	Size	Message Letter Size
18	3'0"x6'0"	Not Available
32	4'0"x8'0"	Not Available
72*	6'0"x12'0"	Not Available

All Model C.3 signs come with a fabricated steel support with decorative cross integrated into the design.

Model C.3 signs also include in the base price, a hinged vandal covers with locking capabilities.

## Customization & Installation

As with all Skyway Outdoor signs, Model C.3 is offered in several different sizes. You can also choose from a myriad of color options and combinations. Please tell your sales representative what color scheme works best to compliment your church's architecture.

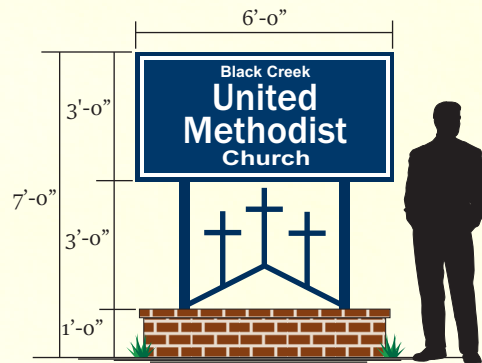
Skyway Outdoor will also custom fabricate metal designs in place of the three cross graphic that comes standard in Model C.3 signs.

Skyway Outdoor offers complete professional sign installation as a customer service option. Be sure to ask your sales representative about pricing and details.

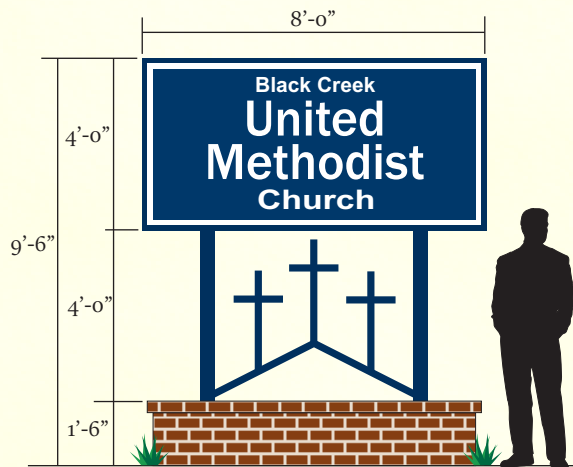
\*Professional Installation Recommended due to height and weight concerns.



## Model C.3 Options

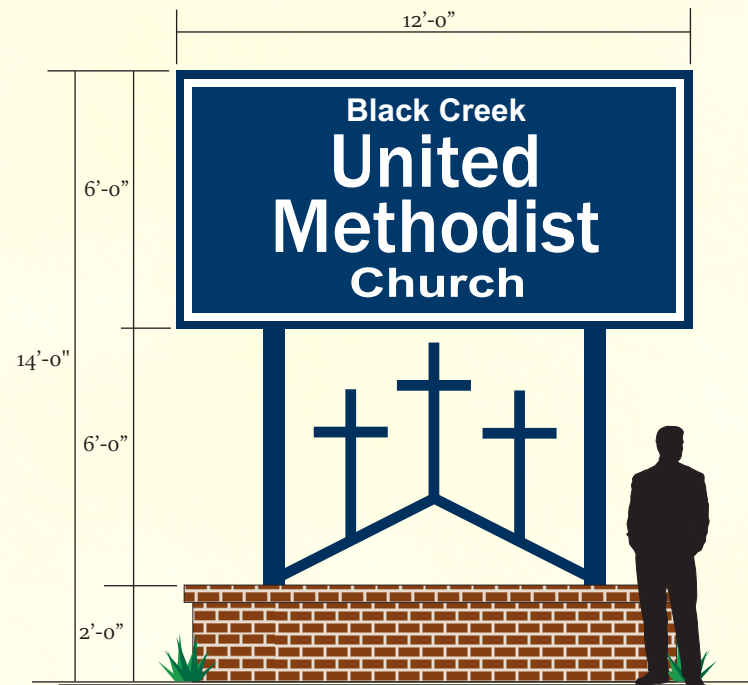


Model C-3-18



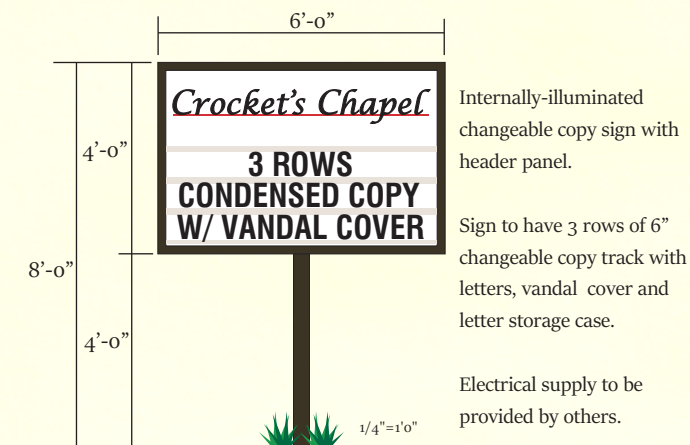
Model C-3-32

## Model C.3 Options



Model C-3-72

## Model C.4



Model C.4		
Model #	Size	Message Letter Size
24	4'0"x6'0"	3 Rows of 6" Copy
54	6'0"x9'0"	3 Rows of 8" Copy
96*	8'0"x12'0"	3 Rows of 10" Copy

All Model C.4 signs come with a set of 300 changeable copy letters included in the base price. Each letter set includes a storage case to easily store and locate your letters.

Model C.4 signs also include in the base price, a hinged vandal covers with locking capabilities.

## Customization & Installation

As with all Skyway Outdoor signs, Model C.4 is offered in several different sizes. You can also choose from a myriad of color options and combinations. Please tell your sales representative what color scheme works best to compliment your church's architecture.

When calling about Model C.4 signs, don't forget to ask your sales representative about our decorative aluminum pole cover options. They make a beautiful finishing touch to your sign.

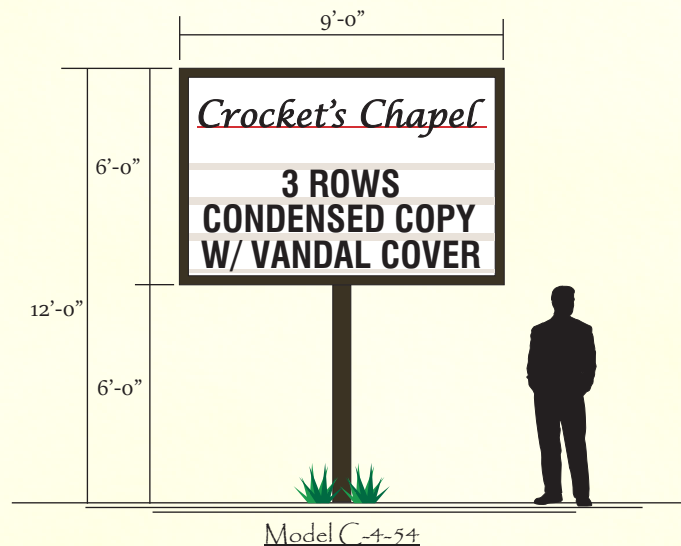
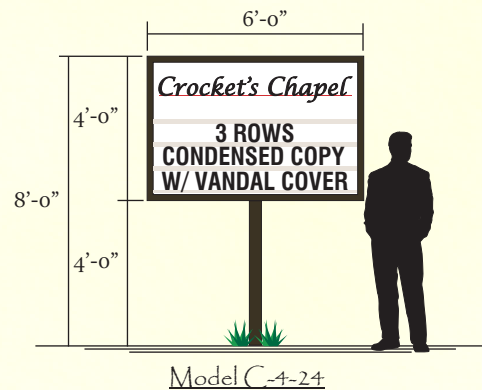
Model C.4 signs offer a simple yet professional option for your church identification. The single pole mounting and one surface graphic area provides an economic sign design without sacrificing appearance.

Skyway Outdoor offers complete professional sign installation as a customer service option. Be sure to ask your sales representative about pricing and details.

\*Professional Installation Recommended due to height and weight concerns.

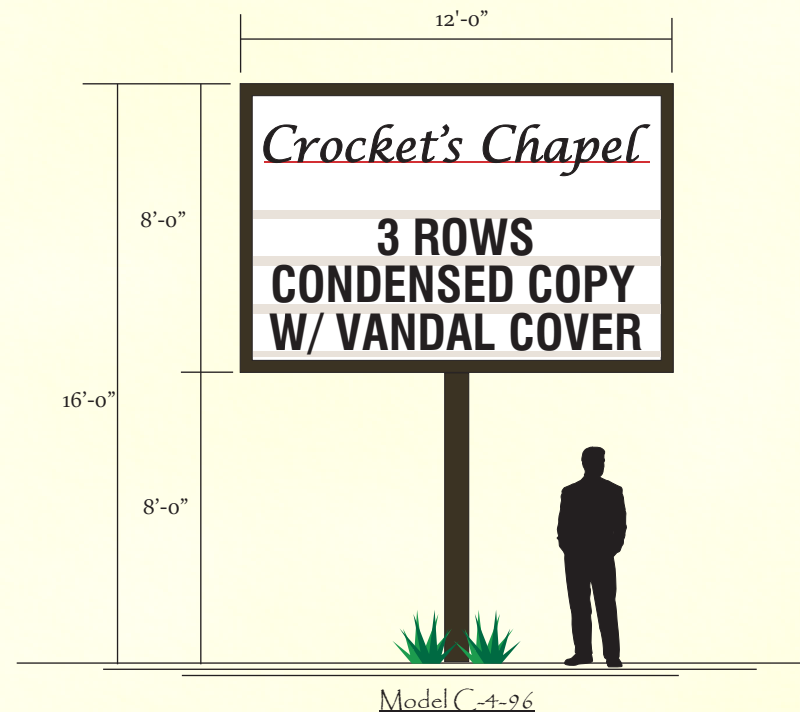


## Model C.4 Options



15

## Model C.4 Options



SKYWAY  
OUTDOOR  
Signs and Graphics

16

Index

The Skyway  
Difference

C.1

C.2


C.3

C.4

C.5

Photo  
Gallery

## Model C.5



Model C.5		
Model #	Size	Message Letter Size
24	3'0"x8'0"	Optional Design
40	4'0"x10'0"	Optional Design
60*	5'0"x12'0"	Optional Design

All Model C.5 signs come with a set of 300 changeable copy letters included in the base price. Each letter set includes a storage case to easily store and locate your letters.

Model C.5 signs also include in the base price, a hinged vandal covers with locking capabilities.

## Customization & Installation

One of our most popular designs, Model C.5 offers a low profile, distinctive alternative, making your community aware of your church's location and name. This design is also available with an optional changeable copy marquee mounted on either side of the graphic surface.


As with all Skyway Outdoor signs, Model C.5 is offered in several different sizes. You can also choose from a myriad of color options and combinations. Please tell your sales representative what color scheme works best to compliment your church's architecture.

Skyway Outdoor offers complete professional sign installation as a customer service option. Be sure to ask your sales representative about pricing and details.


\*Professional Installation Recommended due to height and weight concerns.



## Model C.5 Options




Model C-5-24



Model C-5-40

## Model C.5 Options



Model C-5-60

## Photo Gallery



21

## Photo Gallery



**SKYWAY**  
OUTDOOR  
Signs and Graphics

22

Index

The Skyway  
Difference

C.1

C.2

C.3

C.4

C.5

Photo  
Gallery



**SKYWAY**  
**OUTDOOR**  
*Signs and Graphics*

*Contact Us  
Today!*

Phone: 276-688-0248  
Toll-Free: 800-293-0248

*sales@skywayoutdoor.com*

*www.skywayoutdoor.com*